

Palmarès détaillé des équipes / Full team results

LONGJUMEAU

Circuits Educatifs 1 - Finale B





FINALE REGIONAL POUSSINES

23/05/2009 au 24/05/2009

Fédération Française
de Gymnastique

JURY A ET B

R0232048.15863.00

	Equipe / Ville Team / Town					Pen.	Total Score	
1	PALaiseau	AMICALE LAIQUE PALaiseau						
FR	Equipe 1	68.400	64.632	65.299	65.798		264.129	
	CEVIK Melissa	17.350	16.900	16.566	16.833	(2)	67.649	
	LAZIER Marie-alix	17.150	16.866	16.300	16.933	(3)	67.249	
	PERRON Nolwenn	16.850	15.166	16.133	16.566	(19)	64.715	
	GANTNER Lea	17.050	15.233	16.300	15.333	(27)	63.916	
	VEDRINE Mathilde	16.500	15.500	15.900	15.466	(35)	63.366	
	BOUCHER Emma	16.550	15.366	15.600	14.800	(43)	62.316	
2	SURESNES	TOURISTES DE SURESNES						
FR	Equipe 1	68.750	65.799	63.299	64.398		262.246	
	FIAT Valentine	17.450	17.300	16.500	<u>16.966</u>	(1)	<u>68.216</u>	
	LIBRERE Cyntia	17.450	16.833	16.166	16.300	(4)	66.749	
	ESMAEILI SHILA	17.000	15.500	15.800	15.366	(31)	63.666	
	MORIN LISA	16.850	16.166	14.833	15.766	(32)	63.615	
	MIRHASHEMI Anais	16.600	14.066	14.366	13.433	(68)	58.465	
	MOREAU AURORE	16.050	14.466	13.200	11.633	(73)	55.349	
3	MENNECY	GYMNASTIQUE CLUB MENNECY						
FR	Equipe 2	68.800	65.566	65.198	62.565		262.129	
	OHL Steffy	17.350	16.133	16.566	16.066	(5)	66.115	
	GALLON Estelle	17.250	16.533	16.633	15.133	(12)	65.549	
	FOREST Clara	16.800	16.500	16.333	15.266	(16)	64.899	
	MULLARD Elissa	17.150	15.933	15.666	15.433	(22)	64.182	
	LACOSTE Elsa	17.050	16.400	14.266	15.800	(33)	63.516	
4	LE CHESNAY	SOCIETE DE GYMNASTIQUE LE CHESNAY						
FR	Equipe 1	68.650	65.231	64.032	63.031		260.944	
	MALLARD Chiara	17.150	16.466	16.200	16.166	(6)	65.982	
	MONTAUFRAY Mathilde	17.300	16.766	15.500	16.266	(8)	65.832	
	MILETIC Marina	17.100	16.333	16.266	15.933	(10)	65.632	
	MONTAUFRAY Laetitia	17.100	15.666	16.066	14.666	(34)	63.498	
	DEFFONTAINE Emilie					(74)	0.000	
5	HERBLAY	LES BATELIERES D'HERBLAY						
FR	Equipe 3	69.050	65.032	64.999	60.765		259.846	
	VILQUEZ Camille	17.350	16.066	16.300	15.433	(14)	65.149	
	PEYRACHE Ariane	17.350	16.700	16.433	14.600	(15)	65.083	
	DAVID Axelle	<u>17.450</u>	16.066	16.333	14.966	(17)	64.815	
	MODOCK Lia	16.850	16.200	15.933	15.766	(18)	64.749	
	DROUET Noemie	16.900	15.866	15.600	13.666	(47)	62.032	
6	VELIZY	GYM AGRES VELIZY						
FR	Equipe 1	68.700	66.466	61.799	61.833		258.798	
	MANZANERA Roxane	17.050	<u>17.400</u>	15.300	16.000	(9)	65.750	
	CHANTECLAIR Anna	17.350	16.966	15.900	15.100	(13)	65.316	
	ANDRE Jade	17.250	16.300	15.466	15.033	(24)	64.049	
	ORIO Lucie	17.050	15.800	15.133	15.700	(30)	63.683	
	SIMOES Morgane	16.950	15.366	13.933	12.866	(64)	59.115	

souligné = meilleur total

SQL_PALEQUDEGAF du 23/05/2009 - 5.2.002 LOCAL - mono -

validé le samedi 23 mai 2009 à 14:17 - 1/3



Palmarès détaillé des équipes / Full team results

LONGJUMEAU

Circuits Educatifs 1 - Finale B





FINALE REGIONAL POUSSINES

23/05/2009 au 24/05/2009

Fédération Française
de Gymnastique

JURY A ET B


R0232048.15863.00

Equipe / Ville Team / Town					Pen.	Total Score
7 HERBLAY	LES BATELIERES D'HERBLAY					
FR Equipe 2	68.900	62.799	64.399	60.332		256.430
THOREL Eve	17.350	16.400	15.600	15.233	(20)	64.583
RAHAL Inès	17.050	15.333	16.666	15.333	(21)	64.382
DHAINAUT Yona	17.250	15.666	15.833	15.266	(25)	64.015
MAGOIS Angeline	17.250	15.400	15.800	14.500	(38)	62.950
YVET Mary	17.050	14.566	16.100	14.266	(48)	61.982
8 MENNECY	GYMNASTIQUE CLUB MENNECY					
FR Equipe 1	68.150	64.599	61.066	60.398		254.213
SEMEDO TAVARES Lauryn	17.250	16.533	<u>16.700</u>	15.066	(11)	65.549
BIDEAULT Jeanne	16.950	16.733	15.200	15.266	(23)	64.149
SURJUS Juliette	17.150	15.500	15.633	15.433	(29)	63.716
CASARTELLI Aurore	16.800	15.833	13.533	14.633	(57)	60.799
GUYONNET Mathilde					(76)	0.000
9 LE PLESSIS ROBINSON	ETOILE GYMNIQUE DE ROBINSON					
FR Equipe 1	68.650	64.432	59.998	60.865		253.945
MARTINEAU Léa	17.450	16.733	15.833	15.866	(7)	65.882
PATERN Louise	17.050	16.033	16.166	14.066	(36)	63.315
GHANES Lyna	17.000	16.766	13.500	15.400	(41)	62.666
MANOUVRIER Perrine	17.150	14.900	14.133	14.766	(56)	60.949
Y BLEO MIE Juliette	16.850	14.566	13.866	14.833	(61)	60.115
DELBEKE Margot	16.950	14.433	12.900	13.800	(70)	58.083
10 SAINT PIERRE DU PERRAY	Club Gymnique ST PIERRE DU PERRAY					
FR Equipe 1	67.900	64.999	60.999	55.866		249.764
PIERRE Emilie	16.850	16.866	15.733	14.400	(28)	63.849
MANDELBAUM Charlotte	17.050	15.833	15.600	14.200	(40)	62.683
BOURGUIGNON Myriam	16.850	15.900	15.266	14.266	(44)	62.282
CHERIFI Imtisse	17.150	16.233	14.400	12.900	(58)	60.683
SESMERO Margot	16.600	15.533	14.400	13.000	(63)	59.533
CHARBONNIER Coralie	16.850	16.000	14.166	11.600	(66)	58.616
11 EPINAY SOUS SENART	Club Sportif Municipal de Gymnastique Ep					
FR Equipe 1	68.200	61.431	60.932	59.165		249.728
CHANTART Lola	16.700	14.933	15.766	15.066	(42)	62.465
HAMON Eva	17.350	16.066	14.633	14.166	(45)	62.215
CASTRO Oceane	16.450	15.066	14.933	15.233	(51)	61.682
PARTHEBAN Yatanki	17.300	14.466	15.000	14.700	(52)	61.466
MEDJEBER Wassila	16.850	15.366	13.733	13.833	(62)	59.782
GOUGET Anais	16.550	12.933	15.233	13.866	(67)	58.582
12 ARGENTEUIL	Club Olympique Multisports d'Argenteuil					
FR Equipe 3	67.300	60.165	62.899	58.832		249.196
PEREIRA Isabelle	16.750	16.266	15.566	14.133	(39)	62.715
SIVAKUMAR Maathanki	16.950	13.933	16.133	14.933	(49)	61.949
EL RHAZZAZE Ines	16.750	14.200	15.433	15.033	(53)	61.416
FONQUERGNE Nawel	16.850	15.333	15.600	13.300	(55)	61.083
ABI SAAD Andrea	16.550	14.000	15.233	14.733	(59)	60.516
POR DA SILVA SANTOS Laura	16.450	14.366	15.600	14.000	(60)	60.416

souligné = meilleur total

SQL_PALEQUDEGAF du 23/05/2009 - 5.2.002 LOCAL - mono -

validé le samedi 23 mai 2009 à 14:17 - 2/3



Palmarès détaillé des équipes / Full team results

LONGJUMEAU

Circuits Educatifs 1 - Finale B





FINALE REGIONAL POUSSINES

23/05/2009 au 24/05/2009

Fédération Française
de Gymnastique

JURY A ET B

R0232048.15863.00

Equipe / Ville Team / Town					Pen.	Total Score
13 FRANCONVILLE	ALBONAISE GYMNASTIQUE					
FR Equipe 3	<u>69.350</u>	55.665	61.365	57.632		244.012
FLEURY LOPEZ Carla	17.450	15.500	15.433	13.800	(46)	62.183
THERAGE Léa	17.200	14.433	15.100	15.066	(50)	61.799
LACOUR Camélia	17.450	13.466	16.366	14.066	(54)	61.348
ROUGET Camille	17.250	12.266	14.466	14.700	(65)	58.682
BOUKHRIS Meissane					(75)	0.000
14 SARTROUVILLE	Union Sportive de Sartrouville					
FR Equipe 1	67.500	64.499	56.599	54.032		242.630
LAURENT Elise	16.900	16.733	15.333	15.033	(26)	63.999
VIAL Carla	17.000	16.600	15.733	13.633	(37)	62.966
CRAEYMEERSCH Héloïse	17.100	15.866	12.300	13.166	(69)	58.432
BESSON Inès	16.500	14.900	13.233	11.900	(71)	56.533
NION Elise	16.050	15.300	12.033	12.200	(72)	55.583

souligné = meilleur total

SQL_PALEQUDEGAF du 23/05/2009 - 5.2.002 LOCAL - mono -

validé le samedi 23 mai 2009 à 14:17 - 3/3

(c) Fédération Française de Gymnastique - www.ffgym.com